

EXTERNAL DOOR FRAMES

We specialise in standard and custom-made entrance door frames.



In Detail

We have a long history of meeting Australia's needs for quality timber entry frames. Since the early 1990's, we have been manufacturing solid timber entrance frames from only the best kiln-dried Tasmanian Oak.

We specialize in custom-made entrance frames for many applications, including:

- Mushroom stop
- Raven RP4 door seal
- Weatherboards
- Oversized side-lite/s
- Transom and/or glass bead
- Glazed side-lite/s or high-lite
- Varying door height, width or thickness

Features:

- Constructed from quality materials
- Open in or open out options
- 37mm rebate—suits 35mm door
- 42mm rebate—suits 40mm door
- Suits brick veneer

Application:

- Residential
- Commercial




You can get Triline timber door frames for both open in and open out doors — open in frames come with a 23mm rebate to suit fly screen door. They look great around any door and are perfect for single doors, double doors, side-lites and high-lites.


Single Door Frame




French Door Frame



Lefthand Side Lite



Righthand Side Lite



Double Side Lite

